



# ANEMO4403 V3 + RF MODULE V3 (WIRELESS)

## ANEMO V3 range of IED Electronics.

Wind speed sensor designed for different industries and sectors.

ANEMO4403 V3 + RF MODULE V3 is a radio frequency anemometer designed to communicate with a WM44-P RF or a WM44-EVO11 V3 display. Several devices can communicate each other in the same area with no risk of interaction or interference. The battery's life can be up to 36 months (with ER34615, 3.6V 19Ah). Up to 12 months with an alkaline battery.

**Industrial design for extreme conditions**

**Works with lithium or alkaline batteries**

**Plug&play**

**RF Communication, according to 802.15.4 standard,  
2.4 GHz**

**Stainless steel bearings**

**Measurement range up to 180km/h**

## APPLICATIONS

ANEMO4403 V3 + RF MODULE V3 have been designed to be used in industrial applications: cranes, solar panels, buildings, wind turbines, weather stations...

## OPERATION

Each Anemo4403 VHR + RF MODULE is paired with a WM44-P RF or a WM44-EVO11 RF. Once the battery is placed in the transmitter, it will automatically show the wind speed provided by the sensor.

Twin units communicate each other through RF IEEE 802.15.4 2.4 Ghz. They share the same DL and MY parameters but exchanged.

The wind sensor must be fixed on a vertical position.


## ACCESSORIES

### Clamps fixation



Steel clamps that can be fixed to irregular parts measuring up to 63 x 45 mm.

### Magnets fixation



Fixation magnets for flat ferromagnetic surfaces. The magnet fixation system can support up to 90 kg.


## CONNECTION



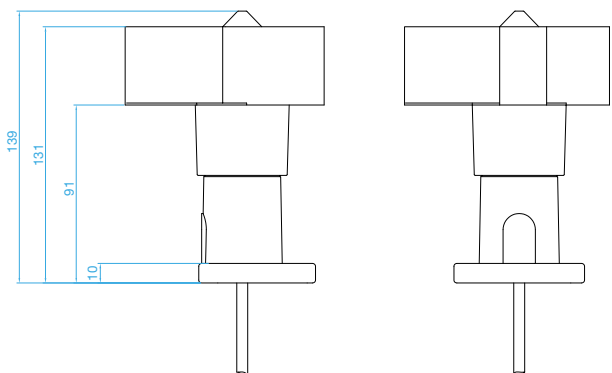
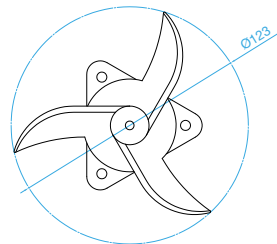
It works with a lithium or an alkaline battery.

*Note: battery not included*

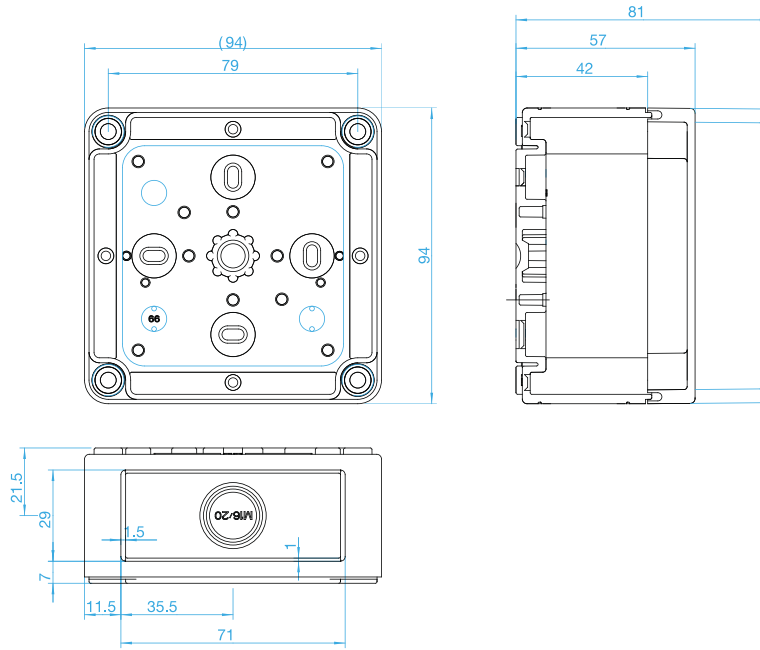
## DIMENSIONS



### ANEMO4403 V3

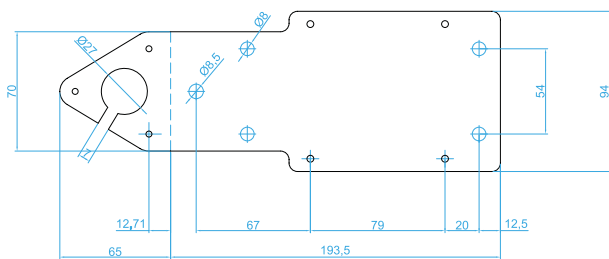


RF MODULE



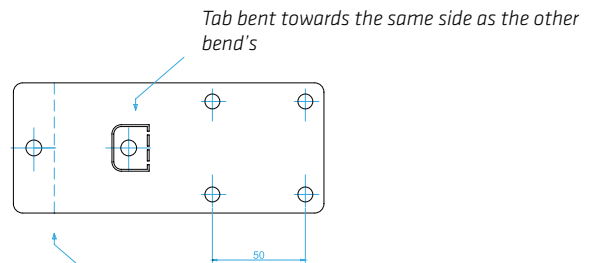
UNIVERSAL BRACKET

FIXED BRACKET



90-degree upwards bend along the dashed line  
2-mm-thick stainless steel

COMPLEMENT BRACKET



90-degree upwards bend along the dashed line  
2-mm-thick stainless steel

## TECHNICAL SPECIFICATIONS

### Electrical features

Power supply	D battery 1.2-3.6 V
Power consumption	3.6 V: 0.6 mA 5Ah/year

### Communication

Type of communication	IEEE 802.15.4. ISM 2.4 GHz
Transmit power	6.3 mW (8 dBm)
Receiver Sensitivity	-102 dBm
Range	Indoor/urbane: 60 m max., 30 m typically Outdoor/direct line of sight: 750 m max, 200 m typically
Transmission period	2 s

### Measurements

Range	4-180 km/h
Starting speed	8 km/h
Survival speed	200 km/h
Accuracy	1 km/h (4-15 km/h) 3% (15-180 Km/h)

### General Features

Sensor material	PA + FG
Bearings	Stainless steel X65Cr13
Bracket material	Stainless steel AISI 304
Weight (with fixed bracket)	680 g
Weight (with self-leveling bracket)	900 g
Storage temperature	-35 °C +85 °C
Operating temperature (with no ice)	-20 °C +60 °C
Protection	IP65 (UNE 20324:1993)

PDF download here:



## REFERENCES AND ACCESSORIES

### References

0103012001	SET ANEMO4403 V3 + RF MODULE V3 FB + WM44-P V3 RF 24Vdc
0103012002	SET ANEMO4403 V3 + RF MODULE V3 FB + WM44-P V3 RF 230Vac
0103012003	SET ANEMO4403 V3 + RF MODULE V3 FB + WM44-EVO11 V3 RF IP65 24Vdc
0103012004	SET ANEMO4403 V3 + RF MODULE V3 FB + WM44-EVO11 V3 RF IP65 230Vac
0103012005	SET ANEMO4403 V3 + RF MODULE V3 F/SLB + WM44-P V3 RF 24Vdc
0103012006	SET ANEMO4403 V3 + RF MODULE V3 F/SLB + WM44-P V3 RF 230Vac
0103012007	SET ANEMO4403 V3 + RF MODULE V3 F/SLB + WM44-EVO11 V3 RF IP65 24Vdc
0103012008	SET ANEMO4403 V3 + RF MODULE V3 F/SLB + WM44-EVO11 V3 RF IP65 230Vac
0103012009 <sup>1</sup>	SET ANEMO4403 V3 + RF MODULE V3 FB + WM44-P V3 RF RP-SMA 24Vdc
0103012010 <sup>1</sup>	SET ANEMO4403 V3 + RF MODULE V3 FB + WM44-P V3 RF RP-SMA 230Vac
0103012011 <sup>1</sup>	SET ANEMO4403 V3 + RF MODULE V3 FB + WM44-EVO11 V3 RF RP-SMA IP65 24Vdc
0103012012 <sup>1</sup>	SET ANEMO4403 V3 + RF MODULE V3 FB + WM44-EVO11 V3 RF RP-SMA IP65 230Vac
0103012013 <sup>1</sup>	SET ANEMO4403 V3 + RF MODULE V3 F/SLB + WM44-P V3 RF RP-SMA 24Vdc
0103012014 <sup>1</sup>	SET ANEMO4403 V3 + RF MODULE V3 F/SLB + WM44-P V3 RF RP-SMA 230Vac
0103012015 <sup>1</sup>	SET ANEMO4403 V3 + RF MODULE V3 F/SLB + WM44-EVO11 V3 RF RP-SMA IP65 24Vdc
0103012016 <sup>1</sup>	SET ANEMO4403 V3 + RF MODULE V3 F/SLB + WM44-EVO11 V3 RF RP-SMA IP65 230Vac

<sup>1</sup>Display with external antenna connector (antenna included in the reference)

### Accessories

0103010507 <sup>2</sup>	Magnets for flat ferromagnetic surfaces. This fixation system can support up to 90 kg
0103010508	2 steel clamps kit that can be fixed to irregular parts measuring up to 63 x 45 mm

<sup>2</sup> 10 unit minimum order. On sale exclusively with wind sensor.

\*For other references, please contact us.



IED Electronics Solutions S.L.  
Pol. Plazaola E 6, 31195 Aizoain. Navarra (Spain)  
www.iedelectronics.com  
info@iedelectronics.com





# ANEMO4403 V3 + RF MODULE V3 (INALÁMBRICO)

## Gama ANEMO V3 de IED Electronics.

Sensor de velocidad de viento diseñado para diferentes industrias y sectores.

El ANEMO4403 V3 + RF MODULE V3 es un sensor anemométrico de radio-frecuencia diseñado para comunicarse con un display WM44-P V3 RF o WM44-EVO11 V3. Varios equipos pueden comunicarse en la misma área sin riesgos de interacción o interferencia. La vida de la pila llega hasta los 36 meses (con ER34615, 3.6V 19Ah). Con pila alcalina hasta 12 meses.

**Diseño industrial para entornos hostiles**

**Funciona con pilas de litio o alcalinas**

**Plug & Play**

**Comunicación industrial RF 802.15.4 2.4GHz  
(libre a nivel mundial)**

**Rodamientos de acero inoxidable**

**Rango de medida hasta 180 km/h**

## APLICACIONES

El ANEMO4403 V3 + RF MODULE V3 ha sido diseñado para el uso en aplicaciones industriales: grúas, paneles solares, edificios, aerogeneradores, estaciones meteorológicas...

## FUNCIONAMIENTO

Cada ANEMO4403 V3 + RF MODULE V3 se suministra con un display WM44-P V3 RF o WM44-EVO11 RF asociado. Una vez puesta la pila al transmisor, al alimentar el visualizador, éste mostrará la velocidad de viento leída por el sensor.

Los elementos del conjunto se transmiten mediante comunicación RF IEEE 802.15.4, 2.4 Ghz. Tienen los mismos parámetros DL y MY pero intercambiados.

El sensor mide desde 4 hasta 180 km/h. Éste se debe colocar en posición vertical.


## ACCESORIOS

### Fijación con bridas



Bridas de acero para la fijación a elementos irregulares de hasta 63x45 mm.

### Fijación con imanes



Imanes de fijación en superficies ferromagnéticas planas. Esta fijación puede soportar hasta 90 kg.


## CONEXIONADO



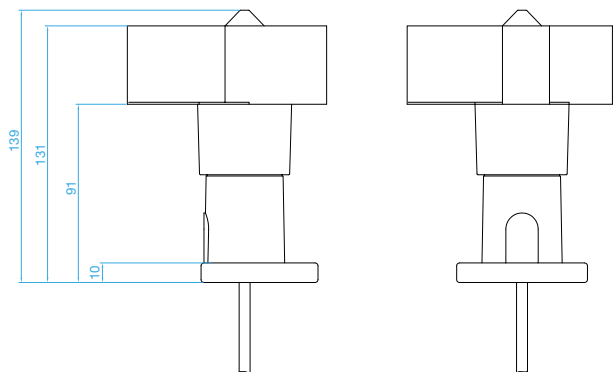
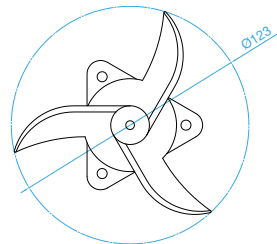
Funciona con pila alcalina o litio.

*Nota: pila no incluida*

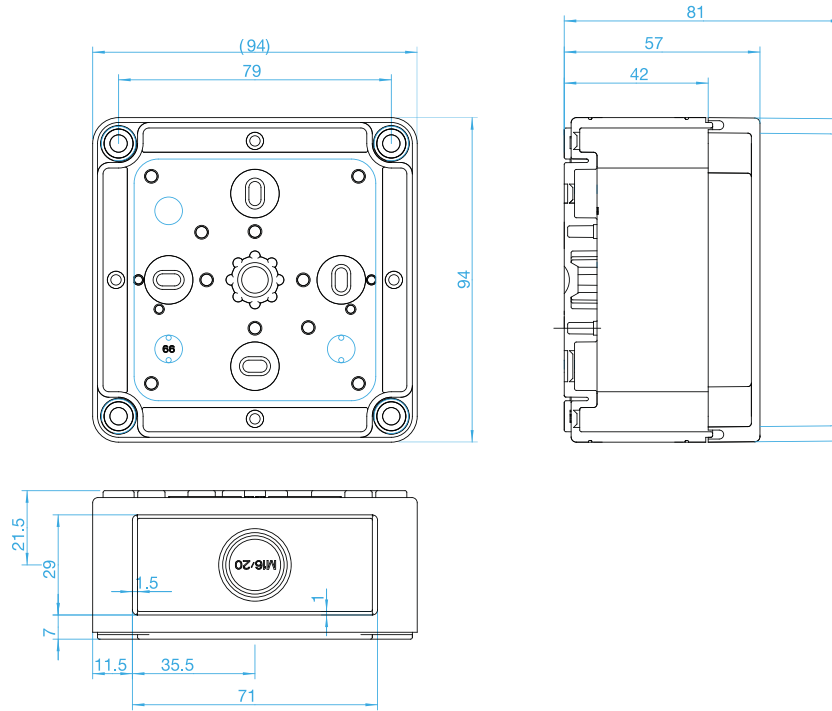
## PLANOS



### ANEMO4403 V3

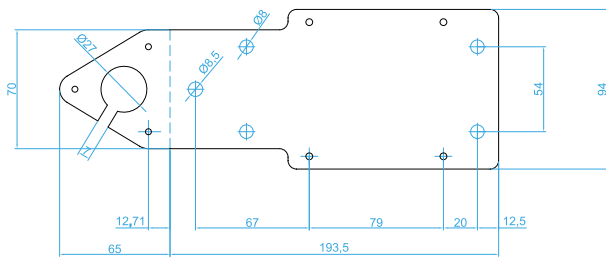


RF MODULE



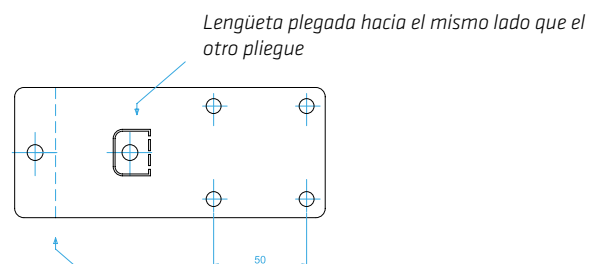
SOPORTE UNIVERSAL

SOPORTE FIJO



Pliegue hacia arriba a 90 grados por línea punteada.  
Acero inoxidable de 2mm de grosor.

COMPLEMENTO PENDULAR



Pliegue a 90 grados por línea punteada.  
Acero inoxidable de 2mm de grosor.

## CARACTERÍSTICAS TÉCNICAS

### Características eléctricas

Alimentación	Pila tamaño D. 1.2-3.6 V
Consumo	A 3.6 V: 0.6 mA 5Ah/año

### Comunicación

Tipo de comunicación	IEEE 802.15.4. ISM 2.4 GHz
Potencia de transmisión	6.3mW (8dBm)
Sensibilidad de recepción	-102dBm
Rango	Interior/urbano: 60 m máximo, 30 m típico Exterior/visión directa: 750 m máximo, 200 m típico
Periodo de transmisión	típico 2s

### Medida

Rango	4-180 km/h
Velocidad de arranque	8 km/h
Velocidad máxima	200 km/h
Precisión	1 km/h (4-15 km/h) 3% (15-180 Km/h)

### General

Material sensor	PA + FV
Rodamientos	Acero inoxidable X65Cr13
Material soporte	Acero inoxidable AISI 304
Peso (con soporte fijo)	680 g
Peso (con soporte pendular)	900 g
Tª almacenamiento	-35°C +85°C
Tª funcionamiento sin hielo	-20°C +60°C
Protección	IP65 (UNE 20324:1993)

Descargar PDF aquí:



## REFERENCIAS Y ACCESORIOS

### Versiones

0103012001	SET ANEMO4403 V3 + RF MODULE V3 FB + WM44-P V3 RF 24Vdc
0103012002	SET ANEMO4403 V3 + RF MODULE V3 FB + WM44-P V3 RF 230Vac
0103012003	SET ANEMO4403 V3 + RF MODULE V3 FB + WM44-EVO11 V3 RF IP65 24Vdc
0103012004	SET ANEMO4403 V3 + RF MODULE V3 FB + WM44-EVO11 V3 RF IP65 230Vac
0103012005	SET ANEMO4403 V3 + RF MODULE V3 F/SLB + WM44-P V3 RF 24Vdc
0103012006	SET ANEMO4403 V3 + RF MODULE V3 F/SLB + WM44-P V3 RF 230Vac
0103012007	SET ANEMO4403 V3 + RF MODULE V3 F/SLB + WM44-EVO11 V3 RF IP65 24Vdc
0103012008	SET ANEMO4403 V3 + RF MODULE V3 F/SLB + WM44-EVO11 V3 RF IP65 230Vac
0103012009 <sup>1</sup>	SET ANEMO4403 V3 + RF MODULE V3 FB + WM44-P V3 RF RP-SMA 24Vdc
0103012010 <sup>1</sup>	SET ANEMO4403 V3 + RF MODULE V3 FB + WM44-P V3 RF RP-SMA 230Vac
0103012011 <sup>1</sup>	SET ANEMO4403 V3 + RF MODULE V3 FB + WM44-EVO11 V3 RF RP-SMA IP65 24Vdc
0103012012 <sup>1</sup>	SET ANEMO4403 V3 + RF MODULE V3 FB + WM44-EVO11 V3 RF RP-SMA IP65 230Vac
0103012013 <sup>1</sup>	SET ANEMO4403 V3 + RF MODULE V3 F/SLB + WM44-P V3 RF RP-SMA 24Vdc
0103012014 <sup>1</sup>	SET ANEMO4403 V3 + RF MODULE V3 F/SLB + WM44-P V3 RF RP-SMA 230Vac
0103012015 <sup>1</sup>	SET ANEMO4403 V3 + RF MODULE V3 F/SLB + WM44-EVO11 V3 RF RP-SMA IP65 24Vdc
0103012016 <sup>1</sup>	SET ANEMO4403 V3 + RF MODULE V3 F/SLB + WM44-EVO11 V3 RF RP-SMA IP65 230Vac

<sup>1</sup>Visualizador con conector para antena externa (antena incluida en la referencia)

### Accesorios

0103010507 <sup>2</sup>	Kit de 4 imanes más tornillería para fijación en superficies ferromagnéticas planas Esta fijación puede soportar hasta 90 kg
0103010508	Kit de 2 bridas de acero para la fijación a elementos irregulares de hasta 63x45mm

<sup>2</sup> Pedido mínimo de 10 ud. Venta exclusiva junto con equipo.

\*Otras versiones, consultar



IED Electronics Solutions S.L.  
Pol. Plazaola E 6, 31195 Aizoain. Navarra (Spain)  
www.iedelectronics.com  
info@iedelectronics.com





# ASSEMBLY INSTRUCTIONS



## COMPONENTS

The self-leveling set contains 4 elements:

- The fixed piece of the bracket.
- Steel rod.
- M8 nut.
- M8 self-locking nut.



STEP 1



Introduce the steel rod into the marked hole.

STEP 2




Tighten the M8 nut with a 13 mm open-end wrench.

STEP 3



Introduce the fixed piece on the steel rod through the holes.

STEP 4



Tighten the M8 self-locking nut leaving a slight clearance. Take into account that the anemometer should turn freely.